

Segment Information

Information & Telecommunication Systems



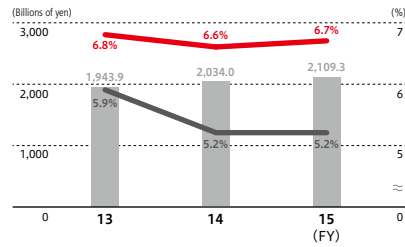
Storage System

Main Products and Services

Systems Integration, Consulting, Cloud Services, Servers, Storage, Software, Telecommunications & Network, ATMs

■ Revenues (left scale) ■ Adjusted operating income ratio (right scale) ■ EBIT ratio (right scale)

Revenues and Profit



Share of Revenues

FY2015

19%

Overseas Revenue Ratio

FY2015

33%

Social Infrastructure & Industrial Systems*1

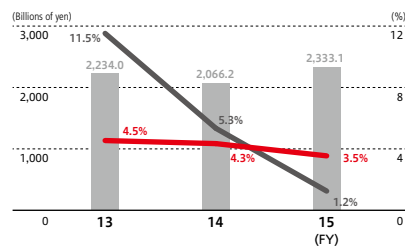


Class800 train for the UK Intercity Express Programme (IEP)

Main Products and Services

Industrial Machinery and Plants, Elevators, Escalators, Railway Systems, Thermal, Nuclear and Renewable Energy Power Generation Systems, Transmission & Distribution Systems

Revenues and Profit



Share of Revenues

FY2015

21%

Overseas Revenue Ratio

FY2015

37%

Electronic Systems & Equipment

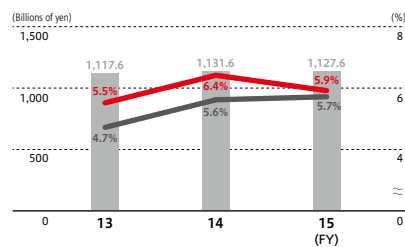


Proton Beam Therapy System

Main Products and Services

Semiconductor Processing Equipment, Test and Measurement Equipment, Advanced Industrial Products, Medical Electronics Equipment, Power Tools

Revenues and Profit



Share of Revenues

FY2015


10%

Overseas Revenue Ratio

FY2015

57%

Construction Machinery

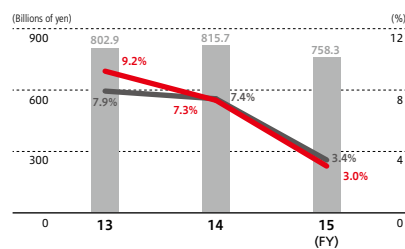


Hitachi Construction Machinery's Ultra Large Hydraulic Excavator and Mining Dump Truck

Main Products and Services

Hydraulic Excavators, Wheel Loaders, Mining Machinery

Revenues and Profit



Share of Revenues

FY2015


7%

Overseas Revenue Ratio

FY2015

69%

High Functional Materials & Components

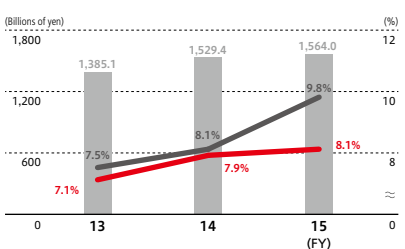


Hitachi Metals' Amorphous Metals

Main Products and Services

Semiconductor and Display Related Materials, Circuit Boards and Materials, Automotive Parts (Molded Plastics, etc.), Energy Storage Devices, Specialty Steels, Magnetic Materials and Components, High Grade Casting Components and Materials, Wires and Cables

Revenues and Profit



Share of Revenues

FY2015

14%


Overseas Revenue Ratio

FY2015

57%

■ Revenues (left scale) ■ Adjusted operating income ratio (right scale) ■ EBIT ratio (right scale)

Automotive Systems

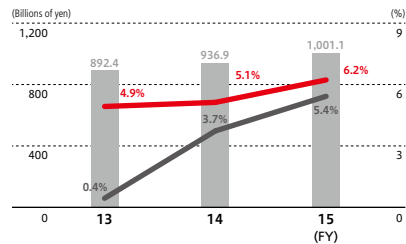


Hitachi Automotive Systems' Inverter

Main Products and Services

Engine Management Systems, Electric Powertrain Systems, Drive Control Systems, Car Information Systems

Revenues and Profit



Share of Revenues

FY2015

9%

Overseas Revenue Ratio

FY2015

58%

Smart Life & Ecofriendly Systems

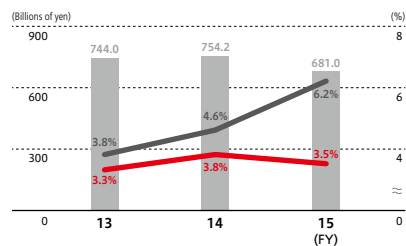


Hitachi Appliances' Large Capacity Refrigerator "Vacuum Compartment" X Series

Main Products and Services

Air-Conditioning Equipment, Room Air Conditioners, Refrigerators, Washing Machines

Revenues and Profit



Share of Revenues

FY2015

6%

Overseas Revenue Ratio

FY2015

34%

Others (Logistics*2 and Other Services)

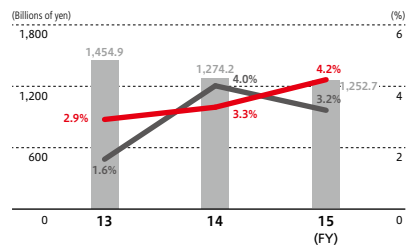


Hitachi Transport System's Truck and Metropolitan East Distribution Center

Main Products and Services

Logistics, Optical Disk Drives, Property Management, Others

Revenues and Profit



Share of Revenues

FY2015

11%

Overseas Revenue Ratio

FY2015

28%

Financial Services*2

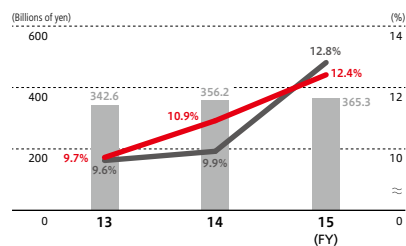


Hitachi Capital's Hitachi Corporate Card

Main Products and Services

Leasing, Loan Guarantees

Revenues and Profit



Share of Revenues

FY2015

3%

Overseas Revenue Ratio

FY2015

38%

*1 Effective on April 1, 2015, "Power Systems" became part of "Social Infrastructure & Industrial Systems." Figures for each segment, including figures for the previous fiscal year, reflect the new segmentation.

*2 Conversion into equity-method affiliates: Hitachi Transport System, Ltd., in May 2016 and Hitachi Capital Corporation in October 2016 or after